

Sink Diamant

Kitchen Sinks

Code: 3312 062



DETAILS

Edge/Installation Type	Flat Edge
Material	AISI 304 stainless steel
Texture	Foster brushed
Base	60 cm
Dimensions	988x508 mm
Standard fittings	Fixing hooks, gasket, drain, overflow and siphon, boxed packing
Mixer holes	2 standard holes
Built-in hole	View technical data sheet
Drainer	Yes

Width 99 cm

Bowl dimension 340x400 + 150x300mm

Number of bowls 2 bowls

Waste fitting Drain with automatic PR control

FEATURES

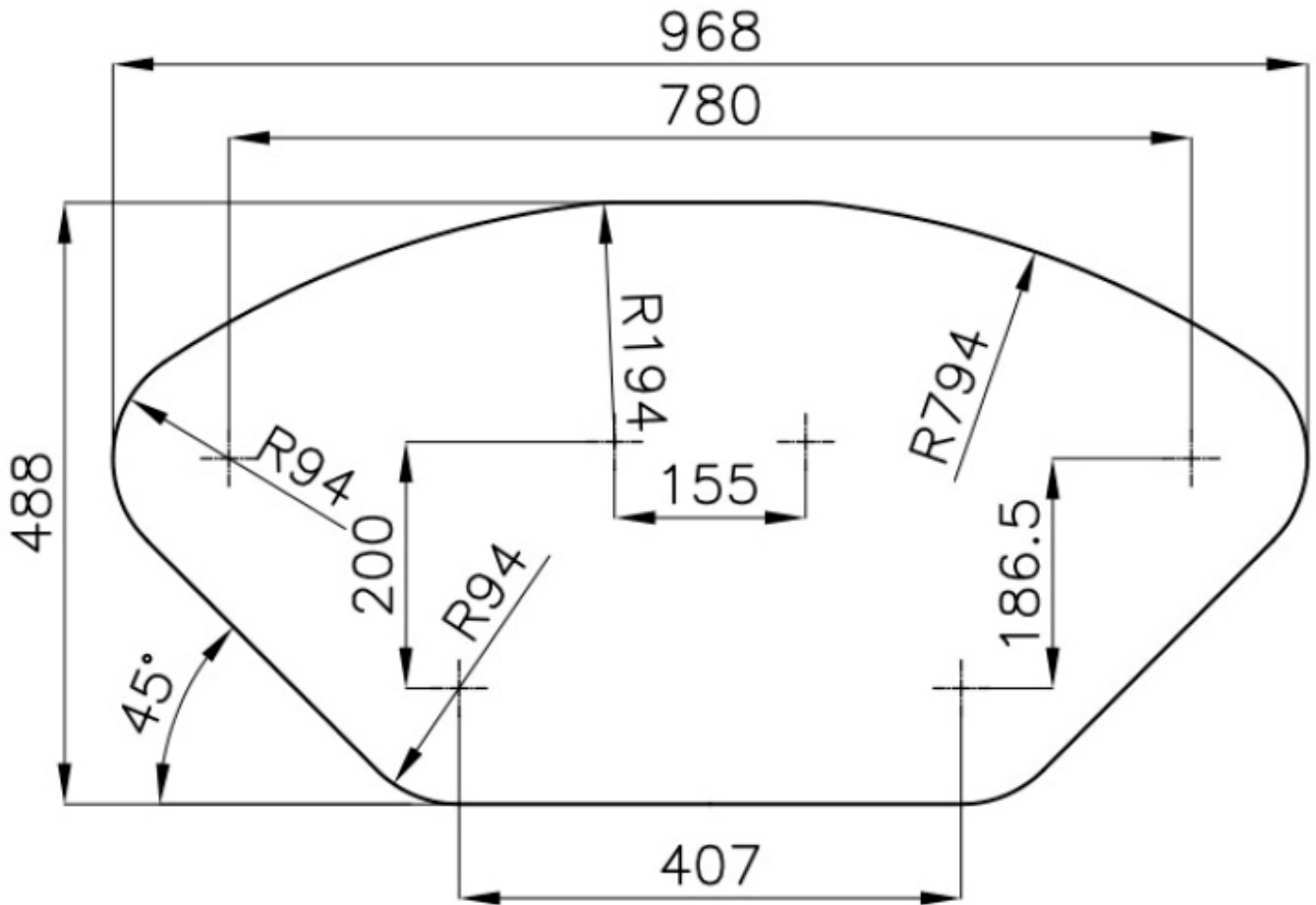
Double mixer hole The large tap counter is already fitted with a series of 2 tap holes. In the second hole it is possible to install the remote control of the automatic drain or, alternatively, a practical soap dispenser.

Added value Foster uses steel thicknesses higher than those used on average by other manufacturers. This is how, thanks to our long experience, we know how to make sinks of superior quality and with a better resistance to aging.

Automatic waste fitting The waste-fitting with round remote knob is supplied; a practical accessory which makes it unnecessary to get wet in order to drain the water from the bowl.

Basket 3,5" waste fitting The drain is equipped with a large 3.5" drain, with the practical basket cap that prevents the discharge of solid parts.

TECHNICAL DATA



GALLERY



OPTIONAL ACCESSORIES




Glass chopping board
8631 300



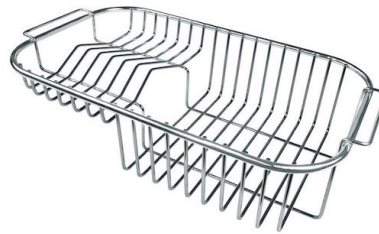
HPDE Chopping board
8657 001



Iroko-wood chopping board
8647 000



Stainless steel basket
8611 000



Stainless steel plate rack
8100 301



White bowl
8153 100



White colander
8151 100